

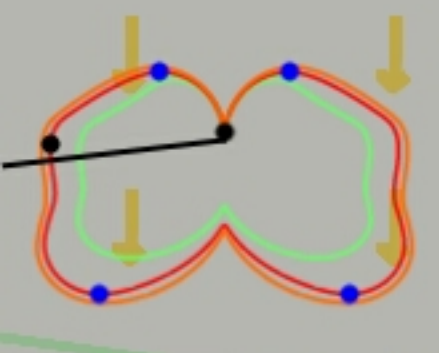


Lisboa...

Race map



- VMG: 44.0 deg, 141.1 d
- VMC: 2.9 deg, -91.7 deg



Angle: 98.4 deg, Distance: 0.0 nm
 TWS: 17.0 kn, TWD: 1.7 deg

0.00h

Time	Pos	Speed	Course	TWA	TWD	TWS	Perf
09:09 50		31.14	98.40	-96.65	1.75	17.04	78%

cc

98.40



Send

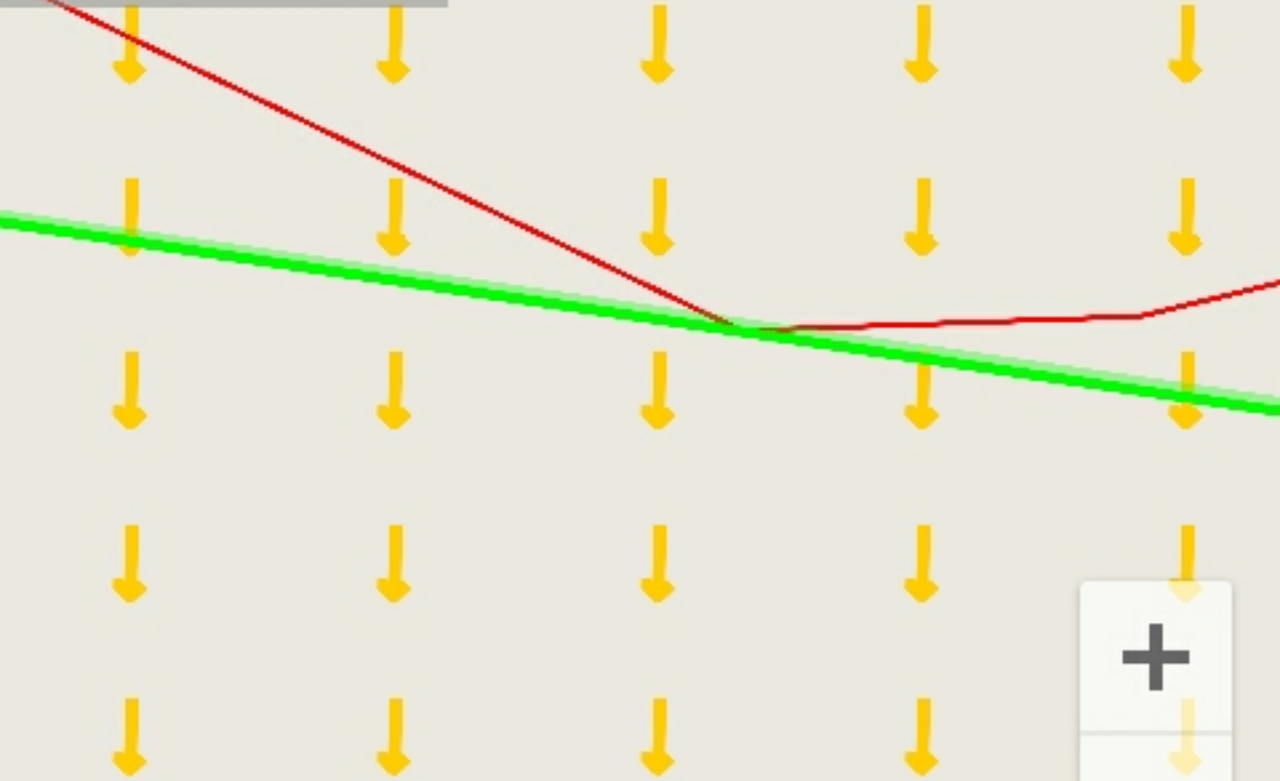
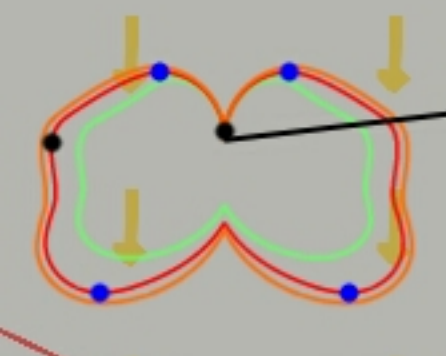


Lisboa...

Race map



- VMG: 44.0 deg, 141.0 d
- VMC: 3.2 deg, -91.2 deg



Angle: 278.4 deg, Distance: 0.0 nm
 TWS: 16.7 kn, TWD: 1.7 deg



0.00h

Time	Pos	Speed	Course	TWA	TWD	TWS	Perf
09:10	50	31.05	98.40	-96.68	1.72	16.77	79%

CC

278.40



Send