

# Rankings by Nation

## Quarterly update from SRC

### 2019 end of Q2

---

At the end of the second Quarter 2019 , or 47 races in all, we can look at a “provisional” situation carrying important changes and evolution . The fight for top spots both individual and Team has increased in momentum and the result promises to be highly uncertain till the very end of the year.






























In Detail :

**INDIVIDUAL :** **Finland**, thanks to a super-performance in Q2 has taken the lead with 12 victories and is chased in second position by **Poland** with 7.

The fight for Bronze includes some 8 Nations with points from 2 to 4 . Any of them will be able to grab bronze in the end , whilst it seem difficult at this time for anyone to endanger Finland's and Poland's positions .
















## 2019 SITUATION INDIVIDUAL RANKINGS BY NATION AS AT END OF

JUN

FLAG					4	5	6	7	8	9	10	TOTAL	
		GOLD	SILVER	BRONZE									
1		Finland	12	3	3	4	1	1		1	2	2	29
2		Poland	7	7	4	2	2		1	1	1	2	27
3		Italy	4	5	7	9	5	10	8	1	4	1	54
4		Australia	4	5	5	1	7	5	6	4	7	6	50
5		USA	3	5	2	5	2	11	4	3	4	9	48
6		Peru	3	3	6	3	2	1	2	3	1	2	26
7		Ireland	3	3	1			1	1	3	1	1	14
8		France	3	1	3	1	3	1	6	4	3	5	30
9		Denmark	2	9	7	7	9	7	8	8	6	9	72
10		Sweden	2	1	2	3	2	1	4	2	6	1	24
11		Germany	1	1	2	1	4	3	4	3	1	2	22
12		Bulgaria	1		3	2		2	1	4		1	14
13		Great Britain	1		1	1	1	2		1	3	2	12
14		TBA	1										1
15		Greece		1	1						1	1	4
16		South Africa		1		1	1		1	1			5
17		Canada		1		1		1			2		5
18		Singapore		1						1	1		3
19		The Netherlands				1	6			3			10
20		Croatia				1		1					2
21		Estonia				1				1			2
22		Norway				1						1	2
23		Austria				1							1
24		Portugal				1							1
25		Brazil					2				2	1	5
26		Argentina							1		1		2
27		Spain								2	1	1	4
28		Belgium								1			1

**TEAM :** The major change in Q2 has been that **Italy** has reached and overtaken Denmark in the provisional lead , and for now is in command with 18 points. **Denmark** is at this time firmly in second position with 13 victories .

Like at the end of Q1 the above two teams have placed some distance between them and the third and Bronze runner up team , **Australia** with 7 scores. For all the others getting into the top three spots seems very difficult at this stage.

2019 SITUATION TEAM RANKINGS BY NATION AS AT END OF											JUN
FLAG				4	5	6	7	8	9	10	TOTAL
1 	Italy	18	3	3	2	5	1	2	1		35
2 	Denmark	13	5	8	1	2	3		1		33
3 	Australia	7	11	8	6	3	2	3			40
4 	USA	4	19	6	6	3	7		1	1	47
5 	Great Britain	2	3	18	10	8	4	2			47
6 	Sweden	2	3	1	4	5	5	9	2	4	35
7 	Finland	1	2	1	11	4	6	5	1	1	32
8 	France		1	1	5	2	5		4	4	24
9 	Canada			1	2	11	7	6	6	6	45
10 	The Netherlands					2		3	5	2	15
11 	Germany					1			2		4
12 	South Africa								2	1	3

#### SKIPPER : ( For medals)

As most of you are by now aware this year we have a new scheme aimed to reward that Skipper ( Individual ) or those Three Skippers ( Team) who more than others have contributed to the final position of his/her/their National Flag in the Rankings by Nation . The new scheme rewards participation as well as results.

We are now in the position , at the end of this second quarter , to simulate which Skippers would be rewarded **IF** the situation would be that of year end 2019 :

## INDIVIDUAL SKIPPER :

**Finland** as you have seen is in **GOLD** position. The Finnish Skipper with more points than any other one is **ij** , with 144 points. If this will be the result at the end of 2019 he would receive a large Gold Medal to record his achievement in the Rankings by Nation (Individual).

**Poland** is today in **SILVER** position . The Polish Skipper with more points than any other one is **WRmirekd** with 197 points. If this will be the result at the end of 2019 he would receive a large SILVER medal to record his achievement in the Rankings by Nation (Individual).

**Italy** is at this time in **BRONZE** position, in a tie with Australia , but leading thanks to better finish in third position ( 7 to 5 ) and the Italian Skipper with best score over other Italians, in as far as individual results is **RICOTINA** with 88 points. If this will be the result at the end of 2019 he would receive a large Bronze Medal to record his achievement in the Rankings by Nation (Individual).

Hopefully reading the above simulation everyone will enjoy a better understanding of the Skippers reward mechanicals for Nations Rankings. (Individual)

## TEAM SKIPPERS :

**Italy** is leading the Team rankings and the three skippers with best “Italian Team by Nation” score are : **brandystrega (512)** , **AL53\_SSIta (488)** and **RICOTINA (466)**. If we were now at year’s end these three skippers would receive (each) a Gold large medal for Team rankings by Nation for Italy’s victory in the scheme.

**Denmark** is in SILVER at the moment , and the three Skippers with best “Danish” Team score are: **Bimmer (635)** , **Wolff (557)** and **Mouthansar (494)**. If we were now at year’s end these three skippers would receive ( each) a Silver large medal for Team rankings by Nation for Denmark’s second place in the scheme.

**Australia** is comfortable in BRONZE position at the moment , and the three skippers with best “Australian” Team score are : **Kipper1258 (810)**, **Tyger (579)** and **intermezzo (545)** . If we were now at year’s end these three skippers would receive ( each) a Bronze large medal for Team rankings by Nation for Australia’s third place in the scheme.

Hopefully reading the above simulation everyone will enjoy a better understanding of the Skippers reward mechanicals for Nations Rankings. (Team)

The following file recaps on the above:

## How to read the Nation rankings :

Should the situation as it is YTD JUN 2019  
Be that of YEAR END 2019

The final rankings by Nation ( Individual ) would be :

1	Finland
2	Poland
3	Italy

and the Skippers to take the medals would be :

GOLD	ij
SILVER	WRmirekd
BRONZE	RICOTINA

## AND

The final rankings by Nation ( Team ) would be :

1	Italy
2	Denmark
3	Australia

and the Skippers to take the medals would be :

GOLD	brandystrega - AL53_SSIta - RICOTINA
SILVER	Bimmer - Wolff - Mouthansar
BRONZE	Kipper1258 - Tyger - intermezzo

These files , together with other detailed information on each race results , and on each Skipper total points earned during the first six months of 2019 can be found HERE :

<http://www.sailonline.org/board/thread/16159/2019-rankings-by-nation-individual-and/?page=1#post-16160>

In case of doubts or queries , please write to [coord@sailonline.org](mailto:coord@sailonline.org) . The most significant inputs will be published in the same area in Forum, for better understanding by everyone.

Happy SOLing ;)

On behalf of SRC

Sailonline Coordinator