

Rankings by Nation

























Quarterly update from SRC

2019 end of Q1
















At the end of First Quarter 2019 , or 23 races in all, we can look at a “provisional” situation very different from that of last year . Quite a change of flags in top spots both individual and Team.

In Detail :

INDIVIDUAL : **Poland and Finland** leading the ranks (4 victories each) , chased at short distance by **Australia and Italy** with 3 victories each. These four Nations have taken 14 out of the 23 available top spots in the individual rankings.

| 2019 SITUATION INDIVIDUAL RANKINGS BY NATION AS AT END OF | | | | | | | | | | | MAR | |
|--|---|---|---|---|---|---|---|---|---|----|-------|----|
| FLAG |  |  |  | 4 | 5 | 6 | 7 | 8 | 9 | 10 | TOTAL | |
| | GOLD | SILVER | BRONZE | | | | | | | | | |
| 1  | Poland | 4 | 3 | 2 | 1 | 2 | | | | 1 | 1 | 14 |
| 2  | Finland | 4 | 1 | 1 | 2 | 1 | | | | 1 | 2 | 12 |
| 3  | Australia | 3 | 2 | 3 | | 2 | 2 | 2 | 2 | 4 | 3 | 23 |
| 4  | Italy | 3 | 1 | 3 | 5 | 1 | 3 | 3 | | 1 | 1 | 21 |
| 5  | Ireland | 2 | 2 | 1 | | | 1 | 1 | 3 | 1 | | 11 |
| 6  | France | 2 | | 1 | | 1 | | 3 | 3 | 2 | 4 | 16 |
| 7  | Peru | 1 | 3 | 2 | 1 | 2 | 1 | 1 | 2 | 1 | 2 | 16 |
| 8  | USA | 1 | 2 | 1 | 4 | | 6 | 2 | 2 | 2 | 3 | 23 |
| 9  | Sweden | 1 | 1 | 1 | | 2 | 1 | 3 | 1 | 4 | | 14 |
| 10  | Germany | 1 | | | | 3 | 1 | 1 | 3 | 1 | | 10 |
| 11 | TBA | 1 | | | | | | | | | | 1 |
| 12  | Denmark | | 6 | 5 | 5 | 6 | 4 | 5 | 2 | 2 | 4 | 39 |
| 13  | Greece | | 1 | 1 | | | | | | | 1 | 3 |
| 14  | Canada | | 1 | | | | | | | | | 1 |
| 15  | Bulgaria | | | 1 | 2 | | 2 | 1 | 2 | | 1 | 9 |
| 16  | Great Britain | | | 1 | 1 | 1 | 2 | | 1 | 2 | 1 | 9 |
| 17  | Norway | | | | 1 | | | | | | | 1 |
| 18  | Portugal | | | | 1 | | | | | | | 1 |
| 19  | South Africa | | | | | 1 | | 1 | | | | 2 |
| 20  | The Netherlands | | | | | 1 | | | 1 | | | 2 |
| 21  | Belgium | | | | | | | | 1 | | | 1 |
| 22  | Brazil | | | | | | | | | 1 | | 1 |

TEAM : In 2019 this far **Denmark** is firmly leading the pack , taking some 10 out of 23 available victories . **Italy** seems for now the only competitor able to sustain a fight with the very powerful Danish Team (6 victories). **Australia , USA and Great Britain** are fighting at the moment for third place.

| 2019 SITUATION TEAM RANKINGS BY NATION AS AT END OF | | | | | | | | | | | MAR | | |
|---|---|-----------------|---|---|---|---|---|---|---|---|-----|----|-------|
| RANK | FLAG | NATION |  |  |  | 4 | 5 | 6 | 7 | 8 | 9 | 10 | TOTAL |
| | | | GOLD | SILVER | BRONZE | | | | | | | | |
| 1 |  | Denmark | 10 | 5 | 2 | 1 | 2 | 1 | | | | | 21 |
| 2 |  | Italy | 6 | 2 | 3 | 1 | 2 | 1 | 2 | 1 | | | 18 |
| 3 |  | Australia | 3 | 4 | 5 | 2 | 2 | 2 | 2 | | | | 20 |
| 4 |  | USA | 2 | 11 | 4 | 2 | 2 | 1 | | 1 | | | 23 |
| 5 |  | Great Britain | 2 | | 7 | 7 | 4 | 1 | 2 | | | | 23 |
| 6 |  | Sweden | | 1 | | 4 | 2 | 4 | 4 | 2 | 2 | | 19 |
| 7 |  | France | | | 1 | 2 | 1 | 3 | | 3 | 4 | 2 | 16 |
| 8 |  | Canada | | | 1 | | 4 | 2 | 4 | 3 | 4 | 3 | 21 |
| 9 |  | Finland | | | | 4 | 3 | 5 | 3 | 1 | | | 16 |
| 10 |  | Germany | | | | | 1 | | | 1 | | 1 | 3 |
| 11 |  | The Netherlands | | | | | | | 1 | 1 | 2 | 3 | 7 |
| 12 |  | South Africa | | | | | | | | 2 | 1 | | 3 |

SKIPPER : (For medals)

As most of you are by now aware this year we have a new scheme aimed to reward that Skipper (Individual) or those Three Skippers (Team) who more than others have contributed to the final position of his/her/their National Flag in the Rankings by Nation . The new scheme rewards participation as well as results.

We are now in the position , at the end of this first quarter , to simulate which Skippers would be rewarded **IF** the situation would be that of year end 2019 :

INDIVIDUAL SKIPPER :

Poland as you have seen is in **GOLD** position. The Polish Skipper with more points than any other one is **WRmirekd** , with 104 points. If this will be the result at the end of 2019 he would receive a large Gold Medal to record his achievement in the Rankings by Nation (Individual).

Finland is today in **SILVER** position . There are two Finnish Skippers with a tie for best score in individual rankings by Nation. They are **Smo and ij** , both with 40 points , but **ij** would take the large SILVER medal if we would be at year's end , because he has best individual finish with 3 victories versus 1.

Australia is for now in **BRONZE** position, and the Australian Skipper with best score over other Australians is **Kipper1258** with 98 points. If this will be the result at the end of 2019 he would receive a large Bronze Medal to record his achievement in the Rankings by Nation (Individual).

Hopefully reading the above simulation everyone will enjoy a better understanding of the Skippers reward mechanicals for Nations Rankings. (Individual)

TEAM SKIPPERS :

Denmark is leading the Team rankings and the three skippers with best "Danish Team by Nation" score are : **Wolff (510) , Bimmer (377) and Mouthansar (264)**. If we were now at year's end these three skippers would receive (each) a Gold large medal for Team rankings by Nation for Denmark's victory in the scheme.

Italy is in SILVER at the moment , and the three Skippers with best "Italian" Team score are: **RICOTINA (248) , brandystrega (248) and AL53_SStta (221)**. If we were now at year's end these three skippers would receive (each) a Silver large medal for Team rankings by Nation for Italy's second place in the scheme.

Australia is in BRONZE position at the moment , and the three skippers with best "Australian" Team score are : **Kipper1258 (397), Tyger (283) and intermezzo (241)** . If we were now at year's end these three skippers would receive (each) a Bronze large medal for Team rankings by Nation for Australia's third place in the scheme.

Hopefully reading the above simulation everyone will enjoy a better understanding of the Skippers reward mechanicals for Nations Rankings. (Team)

The following file recaps on the above:

How to read the Nation rankings :

Should the situation as it is YTD MAR 2019
Be that of YEAR END 2019

The final rankings by Nation (Individual) would be :

| | |
|---|-----------|
| 1 | Poland |
| 2 | Finland |
| 3 | Australia |

and the Skippers to take the medals would be :

| | |
|--------|------------|
| GOLD | WRmirekd |
| SILVER | ij |
| BRONZE | Kipper1258 |

AND

The final rankings by Nation (Team) would be :

| | |
|---|-----------|
| 1 | Denmark |
| 2 | Italy |
| 3 | Australia |

and the Skippers to take the medals would be :

| | |
|--------|--------------------------------------|
| GOLD | Wolff - Bimmer - Mouthansar |
| SILVER | RICOTINA - brandystrega - AL53_SSIta |
| BRONZE | Kipper1258 - Tyger - intermezzo |

These files , together with other detailed information on each race results , and on each Skipper total points earned during the first three months of 2019 can be found HERE :

<http://www.sailonline.org/board/thread/16159/2019-rankings-by-nation-individual-and/?page=1#post-16160>

In case of doubts or queries , please write to coord@sailonline.org . The most significant inputs will be published in the same area in Forum, for better understanding by everyone.

Happy SOLing ;)

On behalf of SRC

Sailonline Coordinator